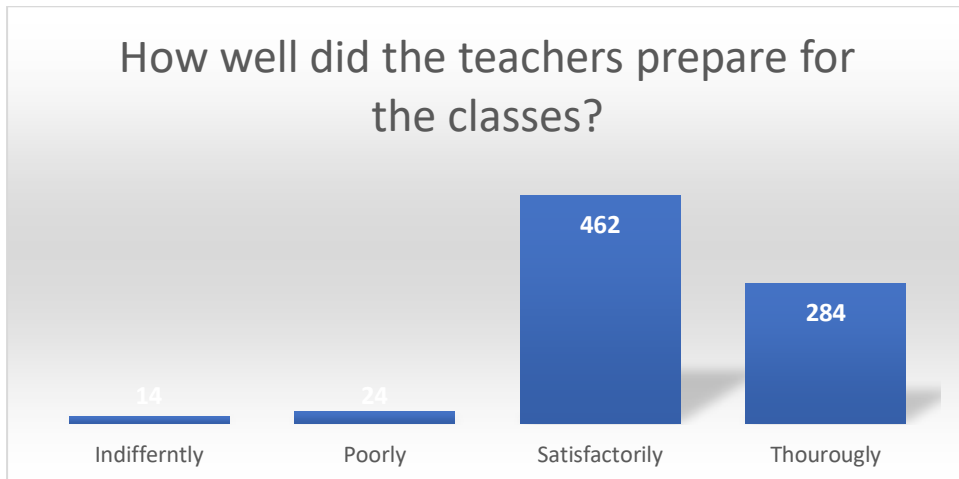


SSS Analysis

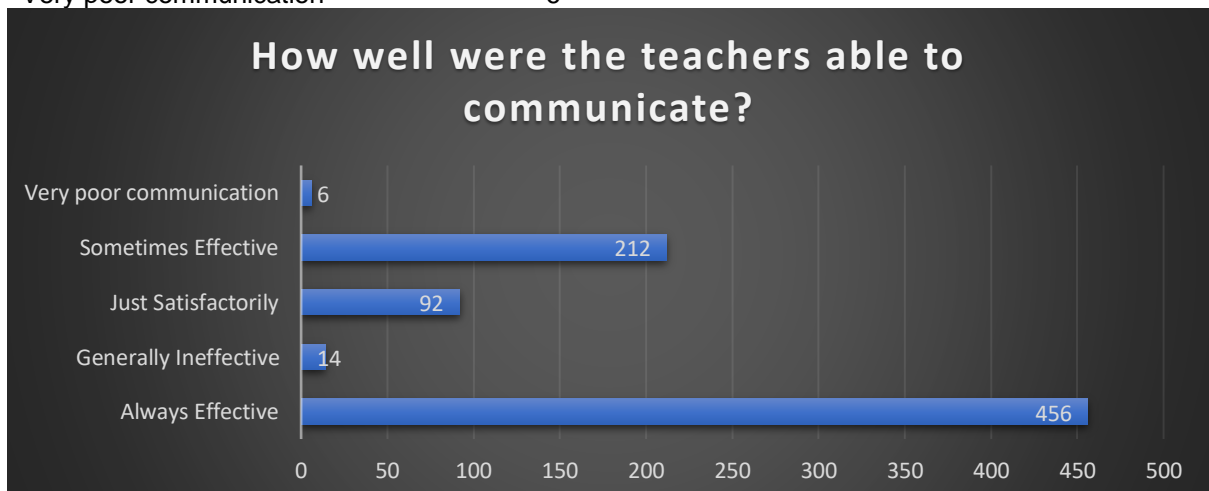
1. How well did the teachers prepare for the classes?

How well did the teachers prepare for the classes?	NO of response
Indifferntly	14
Poorly	24
Satisfactorily	462
Thourougly	284



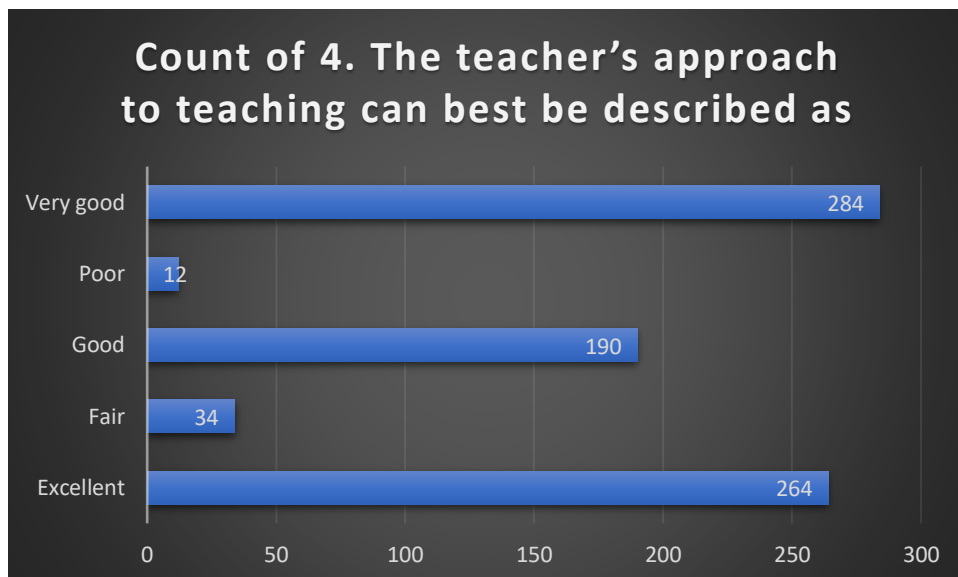
2. How well were the teachers able to communicate?

How well were the teachers able to communicate?	No of Response
Always Effective	456
Generally Ineffective	14
Just Satisfactorily	92
Sometimes Effective	212
Very poor communication	6



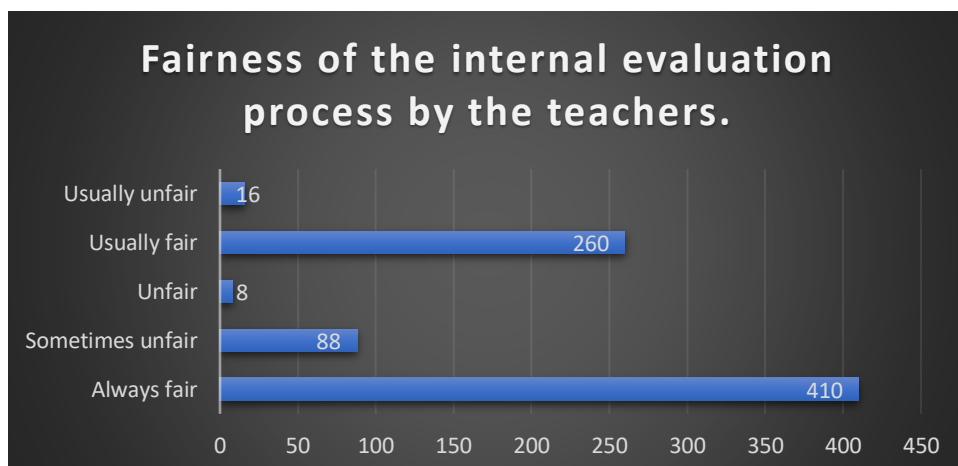
3. The teacher's approach to teaching can best be described as

The teacher's approach to teaching can best be described as	No of Response
Excellent	264
Fair	34
Good	190
Poor	12
Very good	284



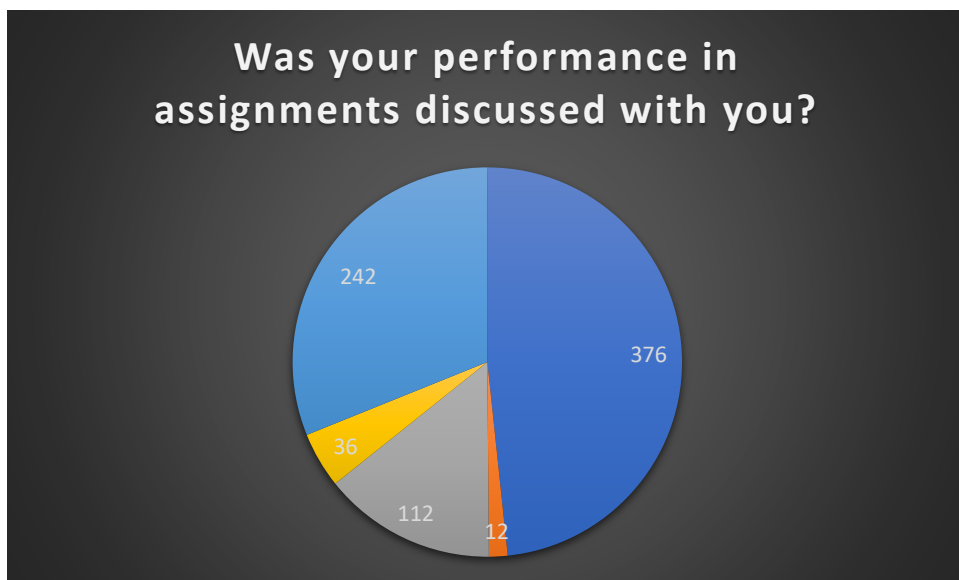
4. Fairness of the internal evaluation process by the teachers.

Fairness of the internal evaluation process by the teachers.	No of Response
Always fair	410
Sometimes unfair	88
Unfair	8
Usually fair	260
Usually unfair	16



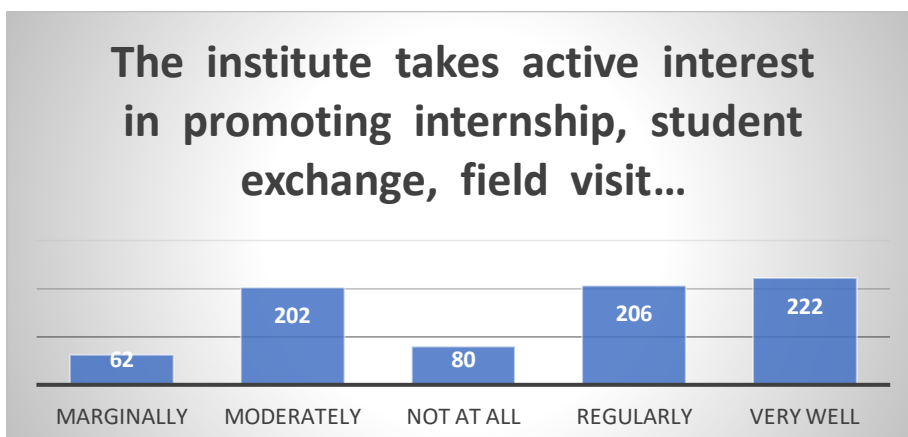
5. Was your performance in assignments discussed with you?

Was your performance in assignments discussed with you?	No of Response
Everytime	376
Never	12
Occasionally/Sometimes	112
Rarely	36
Usually	242



6. The institute takes active interest in promoting internship, student exchange, field visit opportunities for students.

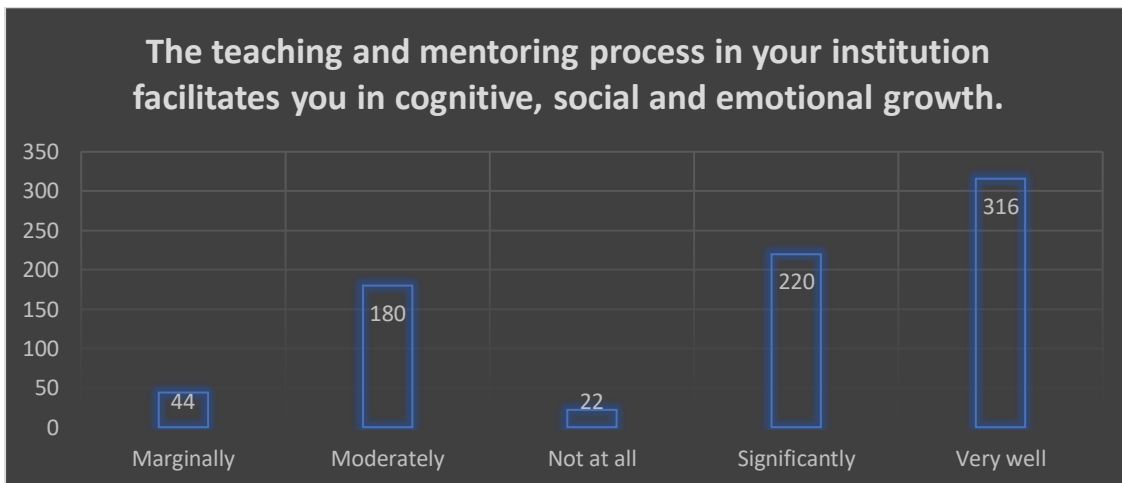
The institute takes active interest in promoting internship, student exchange, field visit opportunities for students.	No of Response
Marginally	62
Moderately	202
Not at all	80
Regularly	206
Very well	222



7. The teaching and mentoring process in your institution facilitates you in cognitive, social and emotional growth.

The teaching and mentoring process in your institution facilitates you in cognitive, social and emotional growth.

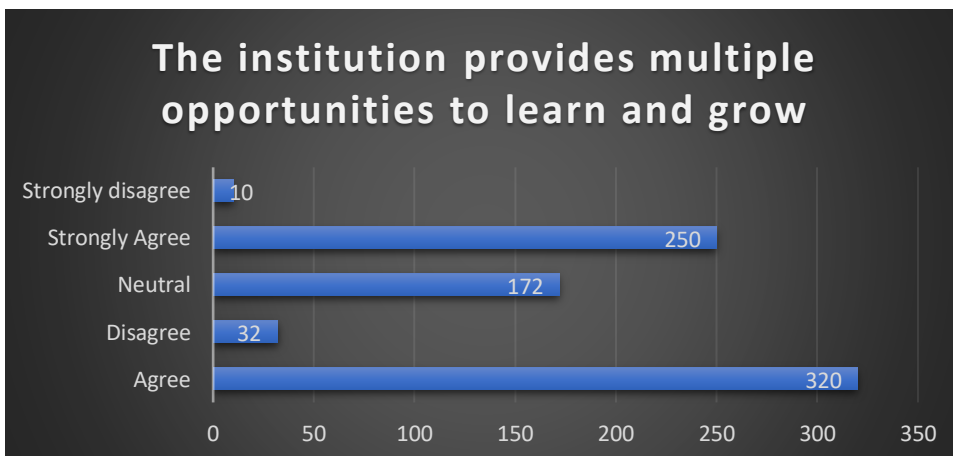
	No of Response
Marginally	44
Moderately	180
Not at all	22
Significantly	220
Very well	316



8. The institution provides multiple opportunities to learn and grow

The institution provides multiple opportunities to learn and grow

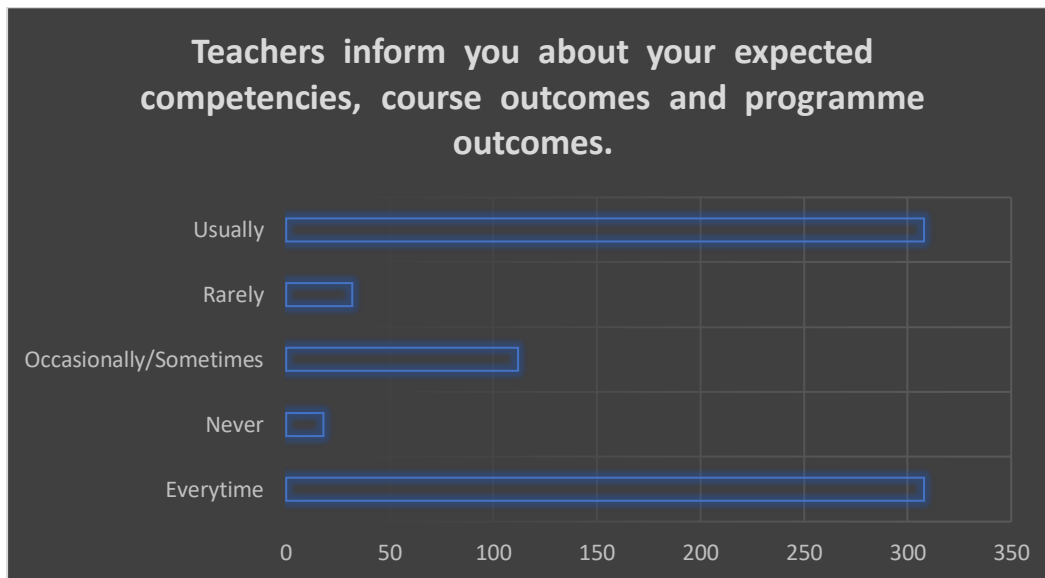
	No of Response
Agree	320
Disagree	32
Neutral	172
Strongly Agree	250
Strongly disagree	10



9. Teachers inform you about your expected competencies, course outcomes and programme outcomes.

Teachers inform you about your expected competencies, course outcomes and programme outcomes.	No of Response
---	----------------

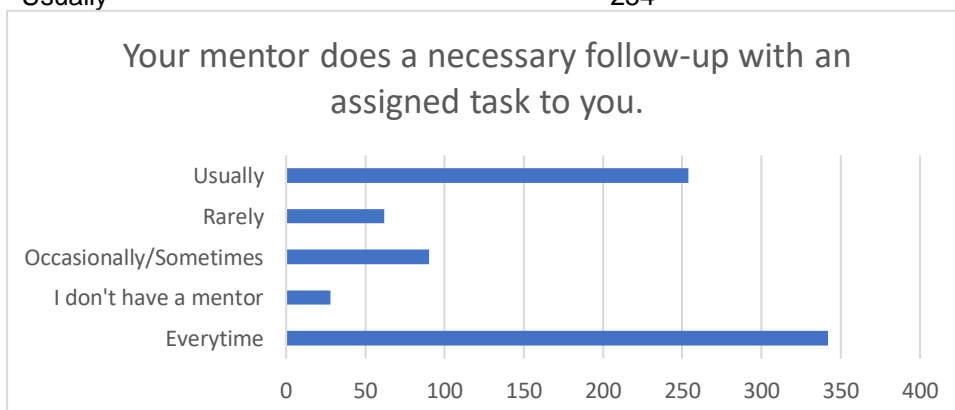
Every time	308
Never	18
Occasionally/Sometimes	112
Rarely	32
Usually	308



10. Your mentor does a necessary follow-up with an assigned task to you.

Your mentor does a necessary follow-up with an assigned task to you.	No of Response
--	----------------

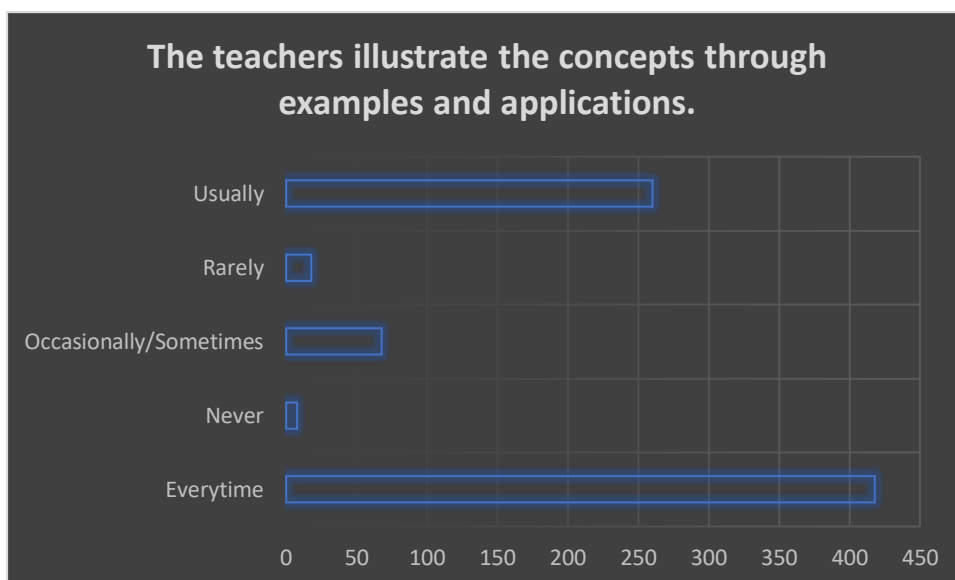
Everytime	342
I don't have a mentor	28
Occasionally/Sometimes	90
Rarely	62
Usually	254



11. The teachers illustrate the concepts through examples and applications.

The teachers illustrate the concepts through examples and applications.


	No of Response
Everytime	418
Never	8
Occasionally/Sometimes	68
Rarely	18
Usually	260



12. The teachers identify your strengths and encourage you with providing right level of challenges.

The teachers identify your strengths and encourage you with providing right level of challenges.

	No of Response
Fully	358
Partially	118
Reasonably	222
Slightly	48
Unable to	34



13. Teachers are able to identify your weaknesses and help you to overcome them.

Teachers are able to identify your weaknesses and help you to overcome them.

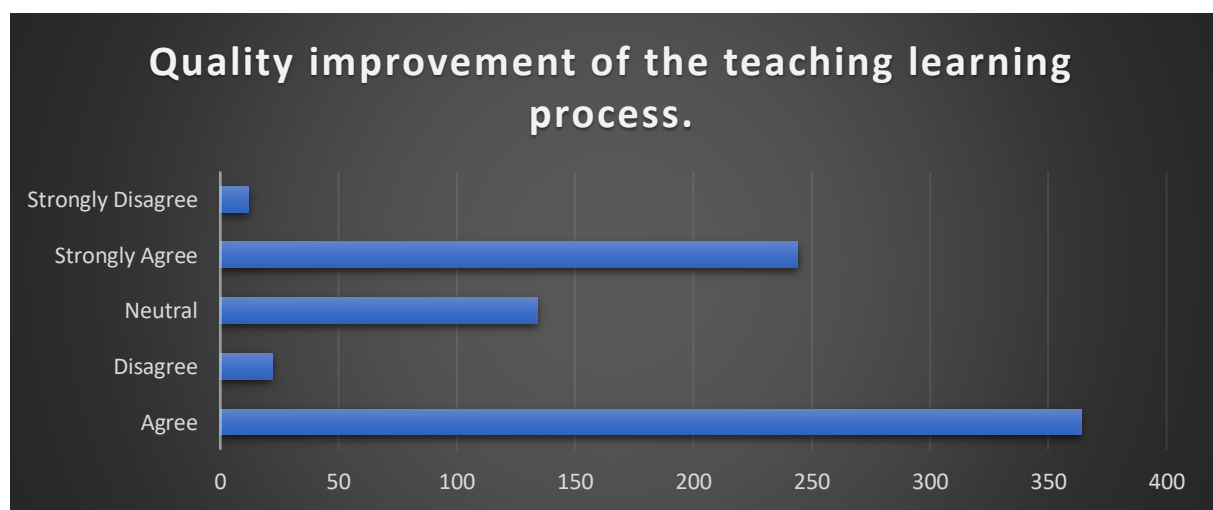
	No of Response
Everytime	300
Never	34
Occasionally/Sometimes	126
Rarely	62
Usually	256



14. The institution makes effort to engage students in the monitoring, review and continuous quality improvement of the teaching learning process.

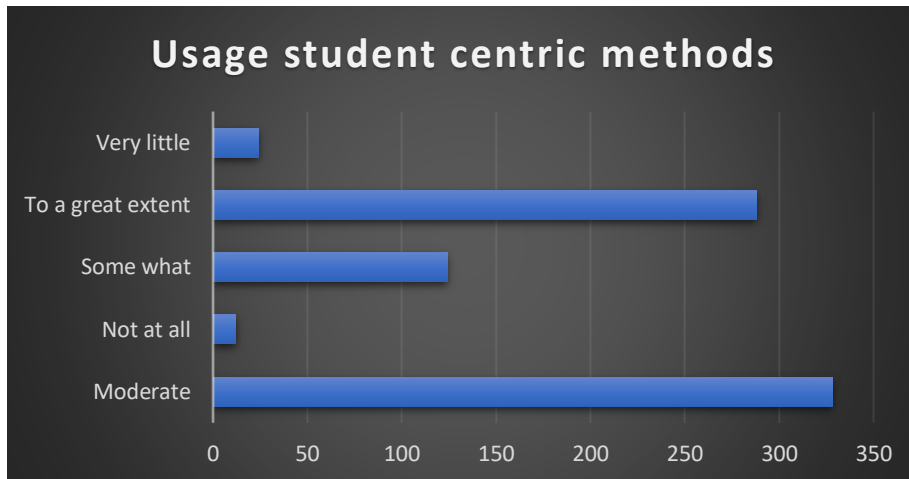
The institution makes effort to engage students in the monitoring, review and continuous quality improvement of the teaching learning process.

	No of Response
Agree	364
Disagree	22
Neutral	134
Strongly Agree	244
Strongly Disagree	12



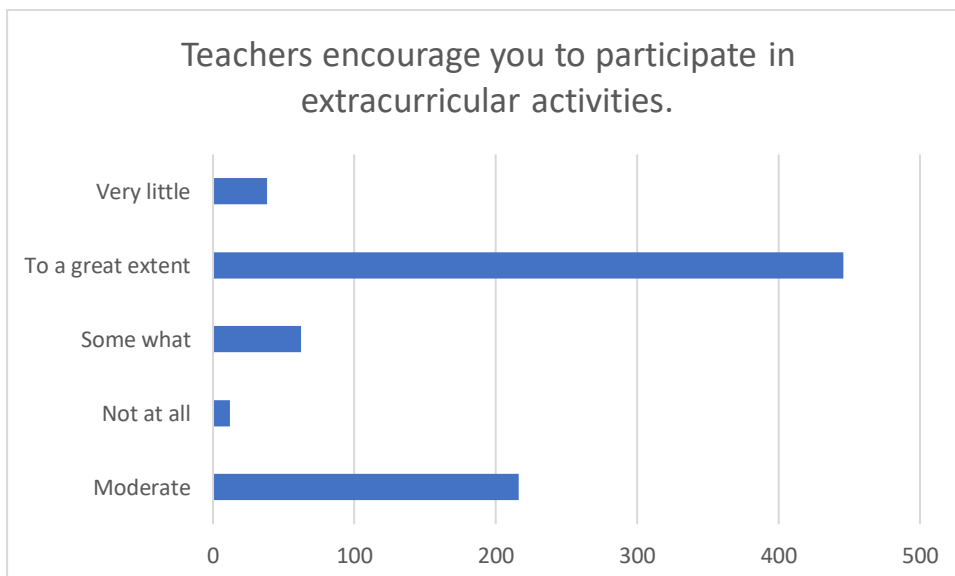
15. The institute/ teachers use student centric methods, such as experiential learning, participative learning and problem solving methodologies for enhancing learning experiences.

Usage of Student Centric Methods	No of Response
Moderate	328
Not at all	12
Some what	124
To a great extent	288
Very little	24



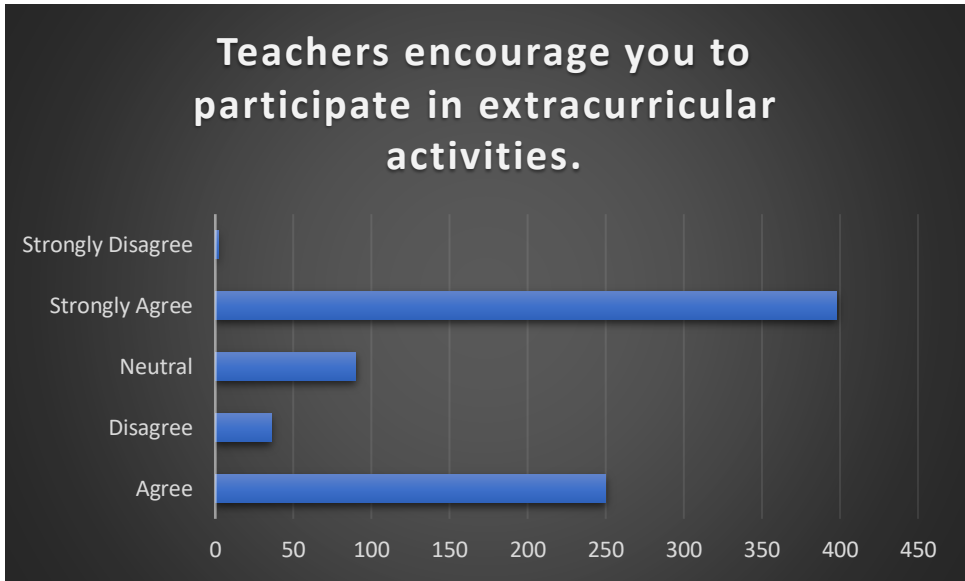
16. Teachers encourage you to participate in extracurricular activities.

Teachers encourage you to participate in extracurricular activities.	No of Response
Moderate	216
Not at all	12
Some what	62
To a great extent	446
Very little	38



17. Teachers encourage you to participate in extracurricular activities.

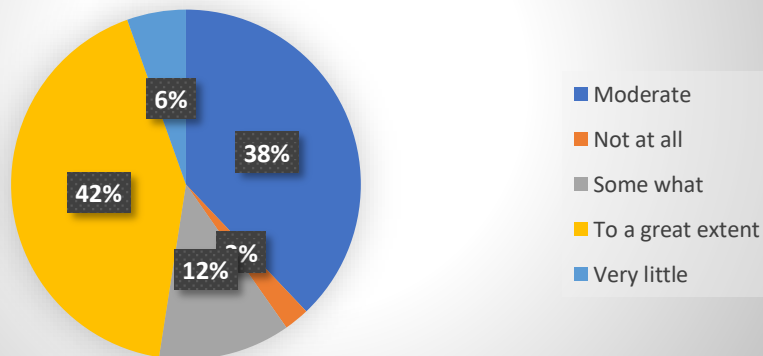
Teachers encourage you to participate in extracurricular activities.	No of Reponses
Agree	250
Disagree	36
Neutral	90
Strongly Agree	398
Strongly Disagree	2



18. Efforts are made by the institute/ teachers to inculcate soft skills, life skills and employability skills to make you ready for the world of work.

Inculcate soft skills, life skills and employability skills to make you ready for the world of work	No of Response
Moderate	292
Not at all	18
Some what	94
To a great extent	324
Very little	42

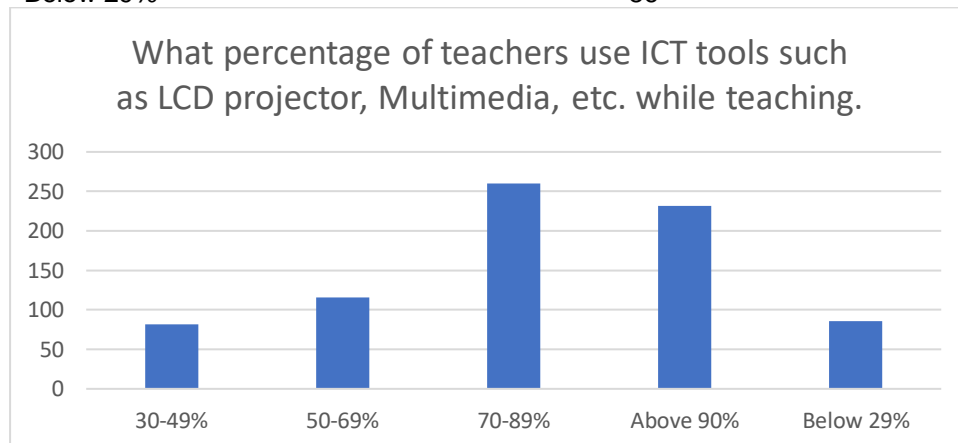
Efforts are made to inculcate soft skills, life skills and employability skills



19. What percentage of teachers use ICT tools such as LCD projector, Multimedia, etc. while teaching.

What percentage of teachers use ICT tools such as LCD projector, Multimedia, etc. while teaching.

Percentage Range	No of Response
30-49%	82
50-69%	116
70-89%	260
Above 90%	232
Below 29%	86



20. The overall quality of teaching-learning process in your institute is very good.

The overall quality of teaching-learning process in your institute is very good.

Response	No of Response
Agree	332
Disagree	20
Neutral	138
Strongly Agree	278

The overall quality of teaching-learning process in your institute is very good.

